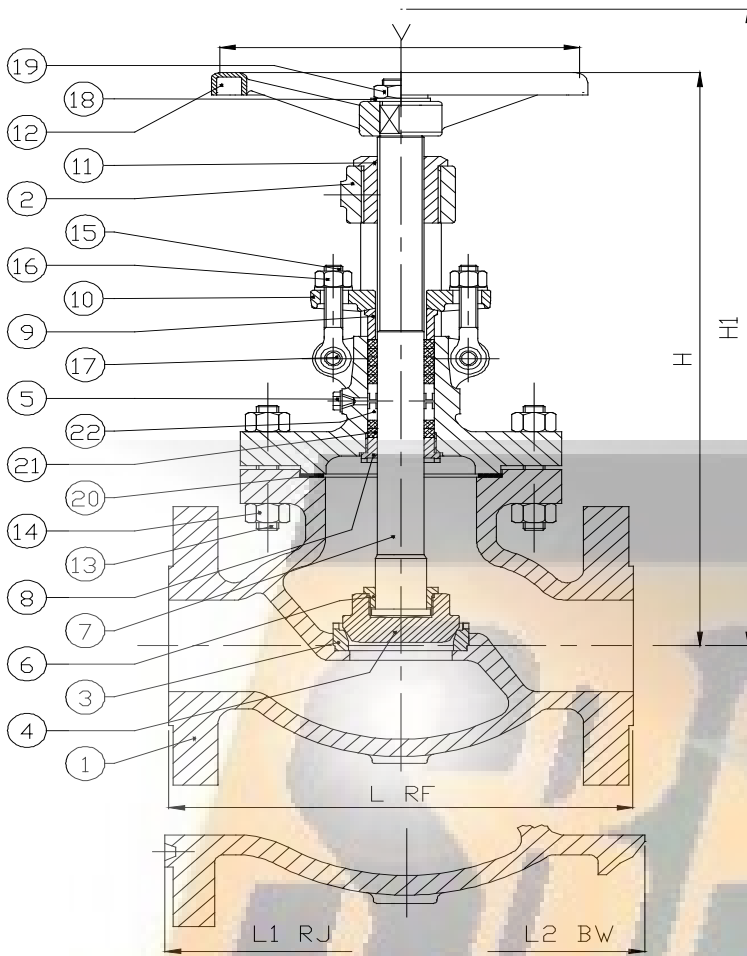




Art. 550 VALVOLE A GLOBO SERIE ANSI 150
Globe Valves series ANSI 150

(*) Esecuzione su richiesta
Execution by request



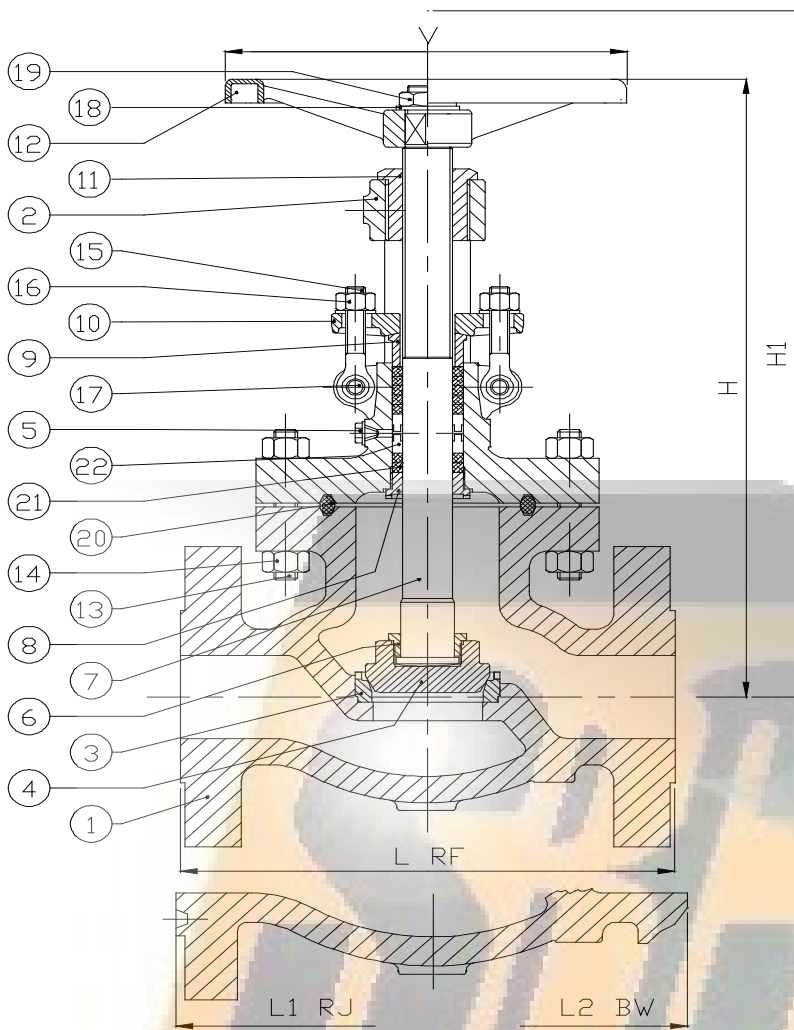
DN	L RF	L1 RJ	L2 BW	H	H1	V
2"	8,00	8 1/2	8,00	10,00	11,00	8,0
50	203	216	203	254	280	200
2 1/2"	8 1/2	9,00	8 1/2	12,00	13 3/8	9,00
65	216	229	216	305	340	225
3"	9 1/2	10,00	9 1/2	14,00	15 1/2	10,00
80	241	254	241	356	396	250
4"	11 1/2	12,00	11 1/2	16 1/2	18 1/8	10,00
100	292	305	292	410	460	250
6"	16,00	16 1/2	16,00	22,00	24 7/8	14,00
150	406	419	406	559	630	350
8"	19 1/2	20,00	19 1/2	25 1/2	29 1/8	16,00
200	495	508	495	640	740	400
10"	24 1/2	25,00	24 1/2	29,00	36 7/8	
250	622	635	622	737	937	
12"	27 1/2	28,00	27 1/2	32,00	37 3/4	
300	698	711	698	813	960	
14"	31,00	31 1/2	31,00	44,00	51,00	
350	787	800	787	1120	1295	
16"	36,00	36 1/2	36,00	49 5/8	57 1/2	
400	914	927	914	1260	1460	
18"	37,00		37,00	42 1/4	61,00	
450	940		940	1150	1550	
20"	38 1/2		38 1/2	45 1/2	65 3/4	
500	978		978	1180	1670	
24"						
600						
26"						
650						
28"						
700						
30"						
750						
36"						
900						
40"						
1000						
42"						
1050						
48"						
1200						
64"						
1600						

WITH GEAR OPERATOR

POS	DENOMINAZIONE - Part list	MATERIALI - Materials
1	CORPO Body	ASTM A216 WCB
2	CAPPELLO Bonnet	ASTM A216 WCB
3	SEDE Seat ring	ASTM A182 F.6
4	OTTURATORE Disc	ASTM A182 F.6
5	TAPPO (*) Plug	ASTM A105
6	GHIERA FERMA STELO Disc nut	ASTM A182 F.6
7	STELO Stem	ASTM A182 F.6
8	CONTROTENUTA Back seat	ASTM A182 F.6
9	PREMISTOPPA Gland	ASTM A182 F.6
10	FLANGETTA Gland flange	ASTM A105
11	BOCCOLA Yoke sleeve	ASTM B148 9A
12	VOLANTINO Handwheel	CARBON STEEL
13	TIRANTI CORPO-CAPPELLO Bolt	ASTM A193 B7
14	DADI Nut	ASTM A194 2H
15	TIRANTI PREMISTOPPA Eye Bolt	ASTM A193 B7
16	DADI Nut	ASTM A194 2H
17	BULLONE Eye bolt/nut	ASTM A193 B7
18	RONDELLA Plate	ASTM A105
19	DADO Nut	ASTM A194 2H
20	GUARNIZIONE Gasket	GRAPHITE+F316
21	GUARNIZIONE Packing	GRAPHITE
22	LANTERNA (*) Lantern ring	ASTM A 182 F.6
23		
24		
25		
26		



Art. 570 VALVOLE A GLOBO SERIE ANSI 1500
Globe Valves series ANSI 1500



(*) Esecuzione su richiesta
Execution by request

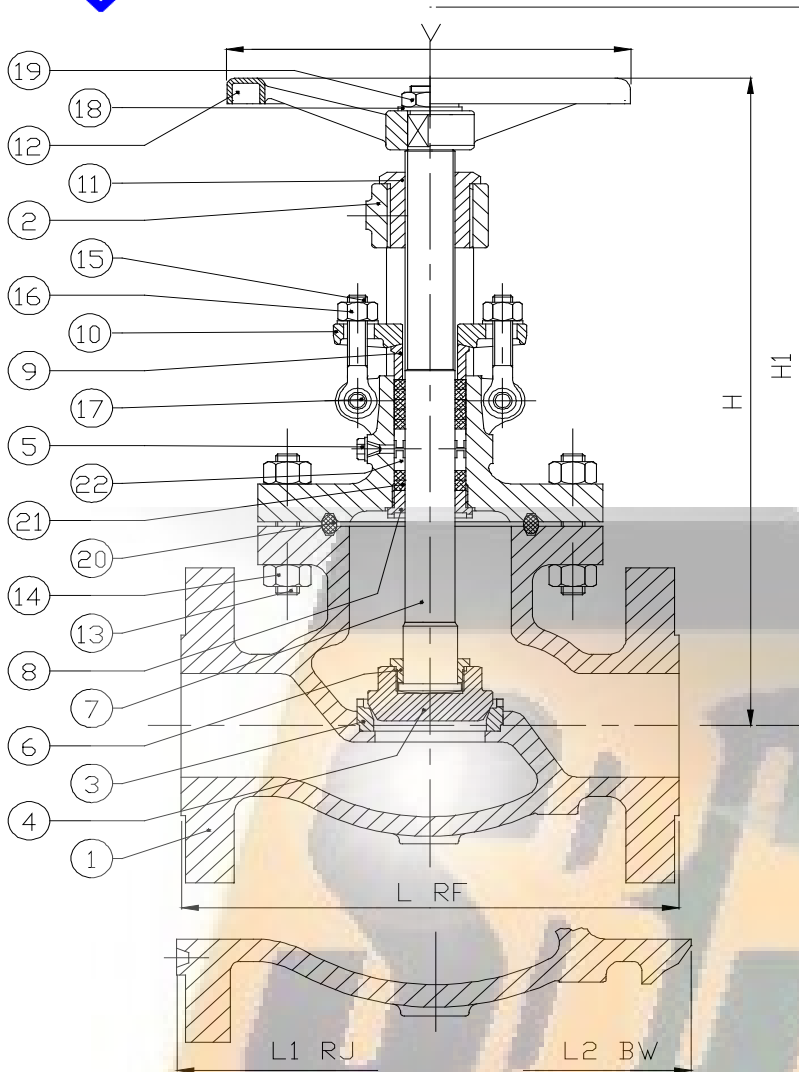
DN	L RF	L1 RJ	L2 BW	H	H1	V
2"	14 ½	14 ⅝	14 ½	22,00	23,00	15 ¾
50	368	371	368	560	585	400
2"½	16 ½	16 ⅝	16 ½	25 ¾	27,00	20,00
65	419	422	419	655	685	500
3"	18 ½	18 ⅝	18 ½	27,00	28 ½	20,00
80	470	473	470	685	725	500
4"	21 ½	21 ⅝	21 ½	29,00	31,00	23 ⅝
100	546	549	546	735	785	600
6"	27 ¾	28,00	27 ¾	45 ¾	48 ½	
150	705	711	705	1160	1230	
8"	32 ¾	33 ⅝	32 ¾	61,00	65 ⅝	
200	832	841	832	1550	1655	
10"	39,00	39 ⅝	39,00	62 ¼	67 ⅝	
250	991	1000	991	1580	1705	
12"	44 ½	45 ⅝	44 ½	67 ¾	73 ⅝	
300	1130	1146	1130	1720	1870	
14"	49 ½	50 ¼	49 ½	70,00	76 ¾	
350	1257	1276	1257	1780	1950	
16"						
400						
18"						
450						
20"						
500						
24"						
600						
26"						
650						
28"						
700						
30"						
750						
36"						
900						
40"						
1000						
42"						
1050						
48"						
1200						
64"						
1600						

WITH GEAR OPERATOR

POS	DENOMINAZIONE - Part list	MATERIALI - Materials
1	CORPO Body	ASTM A216 WCB
2	CAPPELLO Bonnet	ASTM A216 WCB
3	SEDE Seat ring	ASTM A182 F.6
4	OTTURATORE Disc	ASTM A182 F.6
5	TAPPO (*) Plug	ASTM A105
6	GHIERA FERMA STELO Disc nut	ASTM A182 F.6
7	STELO Stem	ASTM A182 F.6
8	CONTROTENUTA Back seat	ASTM A182 F.6
9	PREMISTOPPA Gland	ASTM A182 F.6
10	FLANGETTA Gland flange	ASTM A105
11	BOCCOLA Yoke sleeve	ASTM B148 9A
12	VOLANTINO Handwheel	CARBON STEEL
13	TIRANTI CORPO-CAPPELLO Bolt	ASTM A193 B7
14	DADI Nut	ASTM A194 2H
15	TIRANTI PREMISTOPPA Eye Bolt	ASTM A193 B7
16	DADI Nut	ASTM A194 2H
17	BULLONE Eye bolt/nut	ASTM A193 B7
18	RONDELLA Plate	ASTM A105
19	DADO Nut	ASTM A194 2H
20	GUARNIZIONE Gasket	METAL
21	GUARNIZIONE Packing	GRAPHITE
22	LANTERNA (*) Lantern ring	ASTM A182 F.6
23		
24		
25		
26		



Art. 565 VALVOLE A GLOBO SERIE ANSI 900
Globe Valves series ANSI 900



(*) Esecuzione su richiesta
Execution by request

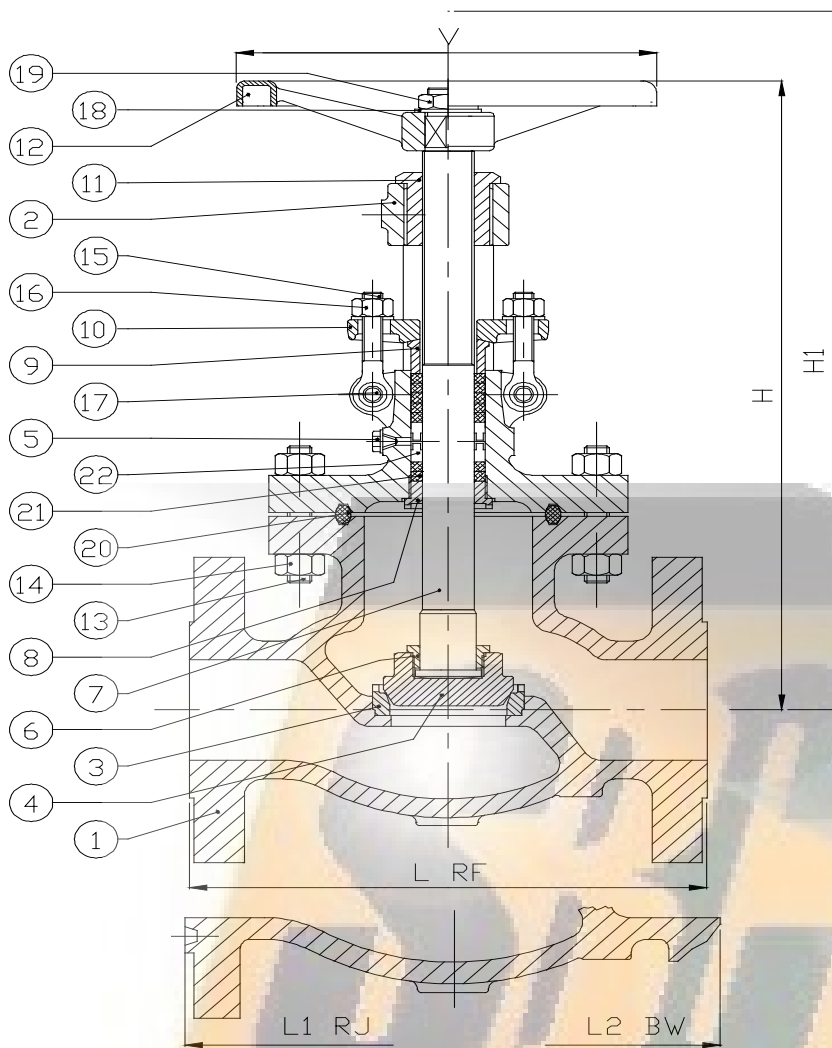
DN	L RF	L1 RJ	L2 BW	H	H1	V
2"	14 ½	14 ⅝	14 ½	22,00	23,00	12,00
50	368	371	368	559	585	300
2"½	16 ½	16 ⅝	16 ½	24,00	25 ⅝	14,00
65	419	422	419	610	640	350
3"	15,00	15 ⅝	15,00	24,00	25 ½	14,00
80	381	384	381	610	650	350
4"	18,00	18 ⅝	18,00	27 ¾	29 ½	20,00
100	457	460	457	705	750	500
6"	24,00	24 ⅝	24,00	36,00	38 ¾	
150	610	613	610	914	985	
8"	29,00	29 ⅝	29,00	45,00	48 ⅞	
200	737	740	737	1143	1240	
10"	33,00	33 ⅝	33,00	57,00	61 ⅞	
250	838	841	838	1448	1570	
12"	38,00	38 ⅝	38,00			
300	965	968	965			
14"	40 ½	40 ⅞	40 ½			
350	1029	1038	1029			
16"	44 ½	44 ⅞	44 ½			
400	1130	1140	1130			
18"						
450						
20"						
500						
24"						
600						
26"						
650						
28"						
700						
30"						
750						
36"						
900						
40"						
1000						
42"						
1050						
48"						
1200						
64"						
1600						

WITH GEAR OPERATOR

POS	DENOMINAZIONE - Part list	MATERIALI - Materials
1	CORPO Body	ASTM A216 WCB
2	CAPPELLO Bonnet	ASTM A216 WCB
3	SEDE Seat ring	ASTM A182 F.6
4	OTTURATORE Disc	ASTM A182 F.6
5	TAPPO (*) Plug	ASTM A105
6	GHIERA FERMA STELO Disc nut	ASTM A182 F.6
7	STELO Stem	ASTM A182 F.6
8	CONTROTENUTA Back seat	ASTM A182 F.6
9	PREMISTOPPA Gland	ASTM A182 F.6
10	FLANGETTA Gland flange	ASTM A105
11	BOCCOLA Yoke sleeve	ASTM B148 9A
12	VOLANTINO Handwheel	CARBON STEEL
13	TIRANTI CORPO-CAPPELLO Bolt	ASTM A193 B7
14	DADI Nut	ASTM A194 2H
15	TIRANTI PREMISTOPPA Eye Bolt	ASTM A193 B7
16	DADI Nut	ASTM A194 2H
17	BULLONE Eye bolt/nut	ASTM A193 B7
18	RONDELLA Plate	ASTM A105
19	DADO Nut	ASTM A194 2H
20	GUARNIZIONE Gasket	METAL
21	GUARNIZIONE Packing	GRAPHITE
22	LANTERNA (*) Lantern ring	ASTM A182 F.6
23		
24		
25		
26		



Art. 560 VALVOLE A GLOBO SERIE ANSI 600
Globe Valves series ANSI 600



(*) Esecuzione su richiesta
Execution by request

DN	L RF	L1 RJ	L2 BW	H	H1	V
2"	11 ½	11 ⅝	11 ½	17,00	17 ¾	10,00
50	292	295	292	425	450	250
2 ½"	13,00	13 ⅝	13,00	20 ½	21 ⅝	10,00
65	330	333	330	515	550	250
3"	14,00	14 ⅝	14,00	21 ¼	22 ⅞	12,00
80	356	359	356	540	580	300
4"	17,00	17 ⅝	17,00	25,00	27,00	14,00
100	432	435	432	635	685	350
6"	22,00	22 ⅝	22,00	31,00	33 ⅞	
150	559	562	559	787	860	
8"	26,00	26 ⅝	26,00	34 ½	38 ½	
200	660	664	660	876	980	
10"	31,00	31 ⅝	31,00	42,00	46 ⅞	
250	787	791	787	1067	1190	
12"	33,00	33 ⅝	33,00	51,00	57,00	
300	838	841	838	1295	1450	
14"	35,00	35 ⅝	35,00	52 ½	59 ¼	
350	889	892	889	1335	1505	
16"	39,00	39 ⅝	39,00	53 ⅞	61 ¼	
400	991	994	991	1355	1555	
18"						
450						
20"						
500						
24"						
600						
26"						
650						
28"						
700						
30"						
750						
36"						
900						
40"						
1000						
42"						
1050						
48"						
1200						
64"						
1600						

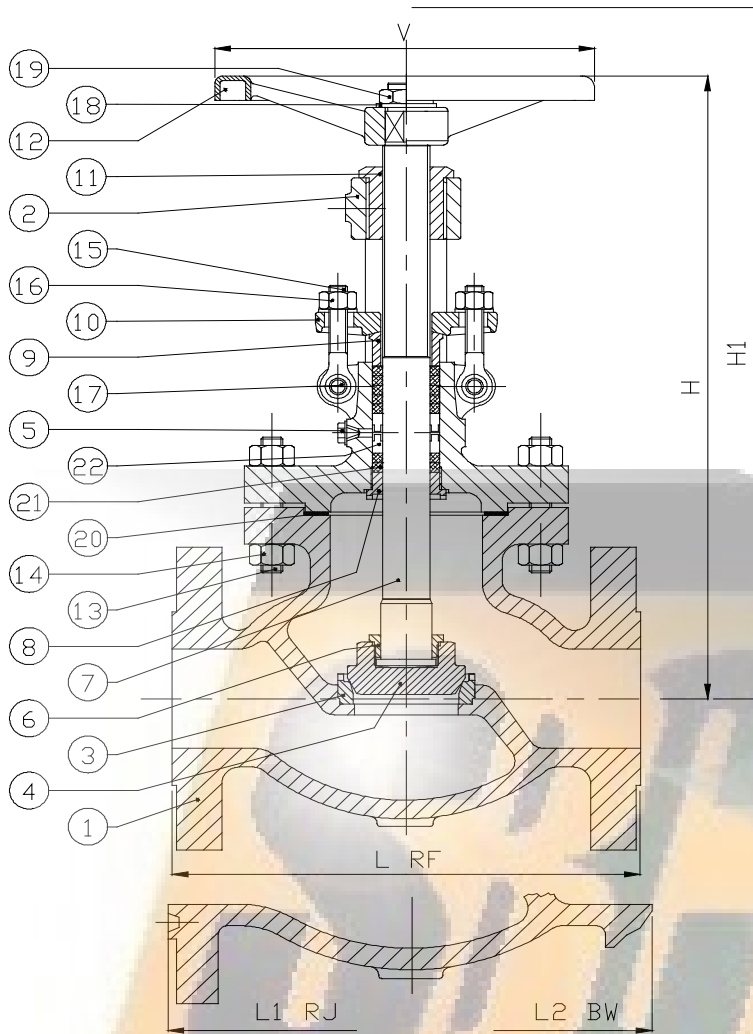
WITH GEAR OPERATOR

POS	DENOMINAZIONE - Part list	MATERIALI - Materials
1	CORPO Body	ASTM A216 WCB
2	CAPPELLO Bonnet	ASTM A216 WCB
3	SEDE Seat ring	ASTM A182 F.6
4	OTTURATORE Disc	ASTM A182 F.6
5	TAPPO (*) Plug	ASTM A105
6	GHIERA FERMA STELO Disc nut	ASTM A182 F.6
7	STELO Stem	ASTM A182 F.6
8	CONTROTENUTA Back seat	ASTM A182 F.6
9	PREMISTOPPA Gland	ASTM A182 F.6
10	FLANGETTA Gland flange	ASTM A105
11	BOCCOLA Yoke sleeve	ASTM B148 9A
12	VOLANTINO Handwheel	CARBON STEEL
13	TIRANTI CORPO-CAPPELLO Bolt	ASTM A193 B7
14	DADI Nut	ASTM A194 2H
15	TIRANTI PREMISTOPPA Eye Bolt	ASTM A193 B7
16	DADI Nut	ASTM A194 2H
17	BULLONE Eye bolt/nut	ASTM A193 B7
18	RONDELLA Plate	ASTM A105
19	DADO Nut	ASTM A194 2H
20	GUARNIZIONE Gasket	METAL
21	GUARNIZIONE Packing	GRAPHITE
22	LANTERNA (*) Lantern ring	ASTM A182 F.6
23		
24		
25		
26		



Art. 555 VALVOLE A GLOBO SERIE ANSI 300
Globe Valves series ansi 300

(*) Esecuzione su richiesta
Execution by request



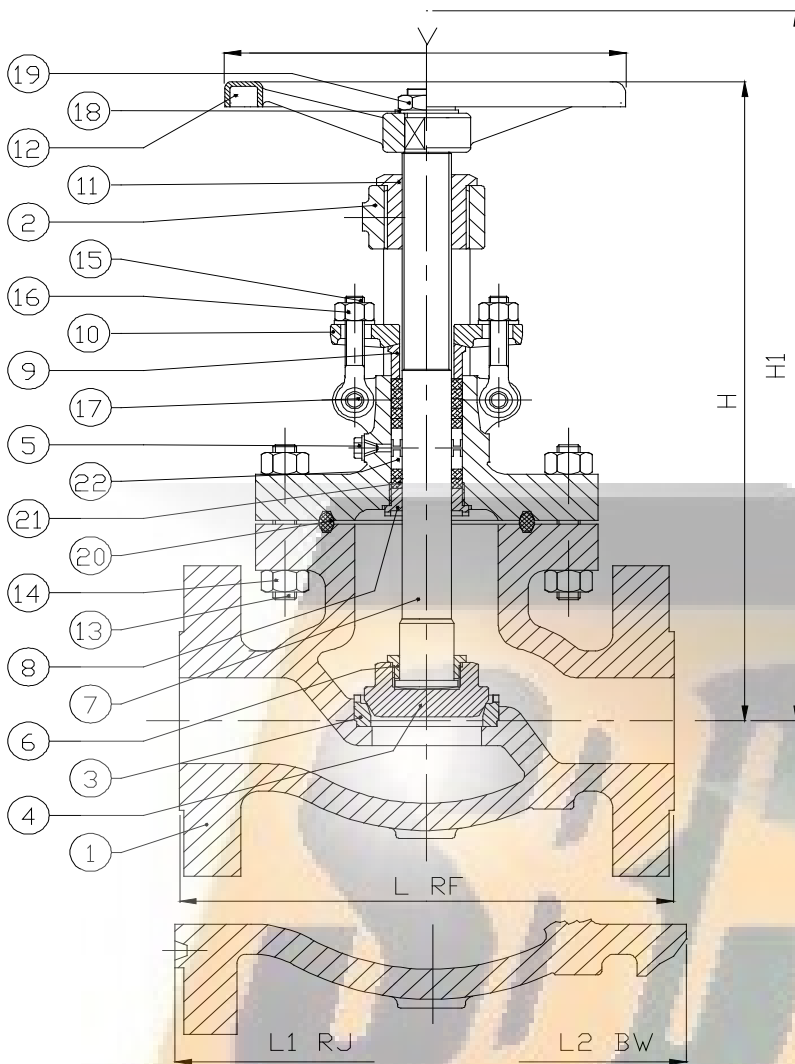
DN	L RF	L1 RJ	L2 BW	H	H1	V
2"	10 ½	11 ⅞	10 ½	11,00	12,00	9,00
50	267	283	267	280	305	225
2 ½"	11 ½	12 ⅞	11 ½	14,00	15 ½	10,00
65	292	308	292	356	395	250
3"	12 ½	13 ⅞	12 ½	16,00	17 ⅞	10,00
80	318	333	318	400	440	250
4"	14,00	14 ⅝	14,00	18,00	22,00	14,00
100	356	371	356	460	560	350
6"	17 ½	18 ⅞	17 ½	24 ½	27 ⅞	18,00
150	445	460	445	620	690	450
8"	22,00	22 ⅝	22,00	28,00	31 ⅞	
200	559	575	559	711	810	
10"	24 ½	25 ⅞	24 ½	31,00	35 ⅞	
250	622	638	622	787	910	
12"	28,00	28 ⅝	28,00	34 ½	40 ½	
300	711	727	711	880	1030	
14"	32 ½		32 ½	48,00	54 ¾	
350	825		825	1220	1390	
16"	37 ½		37 ½	49 ¼	57,00	
400	953		953	1250	1450	
18"	38 ½		38 ½	51 ⅞	59,00	
450	978		978	1300	1500	
20"	40,00		40,00	61,00	70 ⅞	
500	1016		1016	1550	1800	
24"						
600						
26"						
650						
28"						
700						
30"						
750						
36"						
900						
40"						
1000						
42"						
1050						
48"						
1200						
64"						
1600						

WITH GEAR OPERATOR

POS	DENOMINAZIONE - Part list	MATERIALI - Materials
1	CORPO Body	ASTM A216 WCB
2	CAPPELLO Bonnet	ASTM A216 WCB
3	SEDE Seat ring	ASTM A182 F.6
4	OTTURATORE Disc	ASTM A182 F.6
5	TAPPO (*) Plug	ASTM A105
6	GHIERA FERMA STELO Disc nut	ASTM A182 F.6
7	STELO Stem	ASTM A182 F.6
8	CONTROTENUTA Back seat	ASTM A182 F.6
9	PREMISTOPPA Gland	ASTM A182 F.6
10	FLANGETTA Gland flange	ASTM A105
11	BOCCOLA Yoke sleeve	ASTM B148 9A
12	VOLANTINO Handwheel	CARBON STEEL
13	TIRANTI CORPO-CAPPELLO Bolt	ASTM A193 B7
14	DADI Nut	ASTM A194 2H
15	TIRANTI PREMISTOPPA Eye Bolt	ASTM A193 B7
16	DADI Nut	ASTM A194 2H
17	BULLONE Eye bolt/nut	ASTM A193 B7
18	RONDELLA Plate	ASTM A105
19	DADO Nut	ASTM A194 2H
20	GUARNIZIONE Gasket	GRAPHITE+F316
21	GUARNIZIONE Packing	GRAPHITE
22	LANTERNA (*) Lantern ring	ASTM A182 F.6
23		
24		
25		
26		



Art. 575 VALVOLE A GLOBO SERIE ANSI 2500
Globe Valves series ANSI 2500



(*) Esecuzione su richiesta
Execution by request

DN	L RF	L1 RJ	L2 BW	H	H1	V
2"	17 ¾	17 ⅞	17 ¾	28,00	29,00	20,00
50	451	454	451	710	735	500
2 ½"	20,00	20 ¼	20,00	30 ¾	31 ⅞	23 ⅝
65	508	514	508	780	810	600
3"	22 ¾	23,00	22 ¾	32 ⅔	34 ¼	25 ½
80	578	584	578	830	870	650
4"	26 ½	26 ⅞	26 ½	35 ⅞	37 ¾	27 ½
100	673	682	673	910	960	700
6"	36,00	36 ½	36,00	57,00	59 ⅞	
150	914	927	914	1450	1520	
8"	40 ¼	40 ⅞	40 ¼	62 ½	66 ½	
200	1022	1038	1022	1590	1690	
10"	50,00	50 ⅞	50,00	75 ⅜	80 ⅓	
250	1270	1292	1270	1915	2040	
12"	56,00	56 ⅞	56,00	83,00	89,00	
300	1422	1444	1422	2110	2260	
14"						
350						
16"						
400						
18"						
450						
20"						
500						
24"						
600						
26"						
650						
28"						
700						
30"						
750						
36"						
900						
40"						
1000						
42"						
1050						
48"						
1200						
64"						
1600						

WITH GEAR OPERATOR

POS	DENOMINAZIONE - Part list	MATERIALI - Materials
1	CORPO Body	ASTM A216 WCB
2	CAPPELLO Bonnet	ASTM A216 WCB
3	SEDE Seat ring	ASTM A182 F.6
4	OTTURATORE Disc	ASTM A182 F.6
5	TAPPO (*) Plug	ASTM A105
6	GHIERA FERMA STELO Disc nut	ASTM A182 F.6
7	STELO Stem	ASTM A182 F.6
8	CONTROTENUTA Back seat	ASTM A182 F.6
9	PREMISTOPPA Gland	ASTM A182 F.6
10	FLANGETTA Gland flange	ASTM A105
11	BOCCOLA Yoke sleeve	ASTM B148 9A
12	VOLANTINO Handwheel	CARBON STEEL
13	TIRANTI CORPO-CAPPELLO Bolt	ASTM A193 B7
14	DADI Nut	ASTM A194 2H
15	TIRANTI PREMISTOPPA Eye Bolt	ASTM A193 B7
16	DADI Nut	ASTM A194 2H
17	BULLONE Eye bolt/nut	ASTM A193 B7
18	RONDELLA Plate	ASTM A105
19	DADO Nut	ASTM A194 2H
20	GUARNIZIONE Gasket	METAL
21	GUARNIZIONE Packing	GRAPHITE
22	LANTERNA (*) Lantern ring	ASTM A182 F.6
23		
24		
25		
26		